

Double-Ended Cordsets  
**BCC A315-A315-30-330-PS85N4-100**  
**Order Code: BCC095M**

**BALLUFF**



**Basic features**

<b>Application</b>	DeviceNet Thick
<b>Approval/Conformity</b>	CE cULus WEEE

**Electrical connection**

<b>Bending radius min., flexible cable</b>	10 x D
<b>Cable</b>	PUR Shielded gray, 10 m, drag chain compatible
<b>Cable diameter D</b>	12.19 mm ±0.38 mm
<b>Cable, bending cycles min.</b>	1 mil.
<b>Conductor cross-section</b>	15 AWG/18 AWG
<b>Connection 1</b>	7/8"-Female, straight, 5-pin
<b>Connection 2</b>	7/8"-Male, straight, 5-pin
<b>Number of conductors</b>	4
<b>System</b>	Molded/Molded

**Electrical data**

<b>Cable rated voltage AC max.</b>	300 V
<b>Cable rated voltage DC max.</b>	300 V
<b>Conductor construction</b>	2x2 twisted-pair
<b>Operating voltage Ub</b>	300 VDC / 300 VAC
<b>Rated current (40 °C)</b>	9.0 A
<b>Surge impedance</b>	120 Ohm ±12 Ohm

**Remarks**

Enclosure rating per IEC 60529, only in screwed state with the associated mating piece.

**Environmental conditions**

<b>Ambient temperature</b>	-20...80 °C
<b>IP rating</b>	IP67, IP68/IP67, IP68

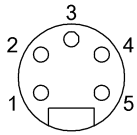
**Material**

<b>Cable jacket material, note</b>	Shielded
<b>Cable jacket, material</b>	PUR
<b>Cable shield</b>	Aluminum foil and copper braid
<b>Material contact carrier</b>	PUR/PUR
<b>Material contacts</b>	Brass/Brass
<b>Material cover nut</b>	Die-cast zinc/Die-cast zinc
<b>Material grip</b>	PUR/PUR

**Mechanical data**

<b>Cable jacket, color</b>	gray
<b>Cable length L</b>	10.00 m
<b>Cable properties</b>	drag chain compatible
<b>Tightening torque pigtail</b>	1.5 Nm/1.5 Nm

## Connector Drawings



DeviceNet Output

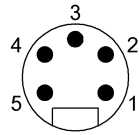
PIN 1: shield

PIN 2: +24V

PIN 3: 0V

PIN 4: CAN H

PIN 5: CAN L



DeviceNet Input

PIN 1: shield

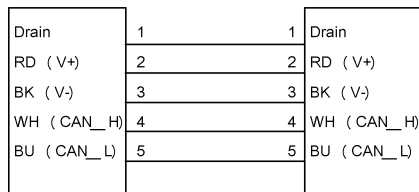
PIN 2: +24V

PIN 3: 0V

PIN 4: CAN H

PIN 5: CAN L

## Wiring Diagrams



L